


Bottom-Half: Emergency

Connections:


- 12-13-19
- 15-16



Bottom Half: Neutral

Connections:


- 16-17



Bottom Half: Ignition

Connections:


- 12-13-14
- 17-18



Top Half: Emergency

Connections:


- 4-5



Top Half: Neutral

Connections:

- 1-2
- 5-6
- 8-10



Top Half: Ignition

Connections:

- 2-3
- 6-7
- 10-11